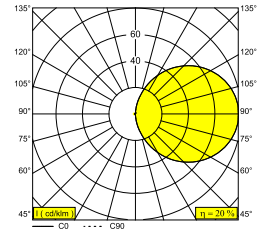
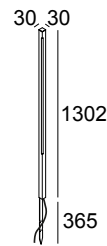


STIEVIE 130 N

270 73 130 N

AVAILABLE IN
DARK GREY 270 73 130 N



 [View on website](#)

General info

LOCATION	outdoor
INSTALLATION	Floor Surface mounted
INGRESS PROTECTION	IP65
PROTECTION AGAINST MECHANICAL IMPACT	IK03
WEIGHT (KG)	1.6
ADJUSTABILITY	non adjustable
INFORMATION	INCL.PIN INCL.1 x CABLE H05 RN-F 2 x 1 mm ² 2m EXCL.LED POWER SUPPLY 24V-DC

Electrical info

ELECTRICAL	24V-DC
CLASS	III
DIM TYPE	depending on type of external power supply
ENERGY CLASS	G

Lightsource info

Lightsource Name	LED
Lightsource	LED TUBE 10W / CRI>80 / 3000K / 873lm
LED Technics (light source)	873lm // 10W // 87lm/W
LED Technics (luminaire)	175lm // 12W // 15lm/W

Requirements

LED POWER SUPPLY 24V-DC

For detailed installation instructions, please consult the manual: [270_73_130_HAND.pdf](#)

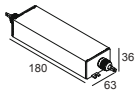
STIEVIE 130 N

270 73 130 N

FINISH YOUR SPECIFICATION

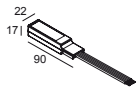
LED power supplies

#



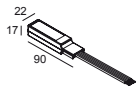
300 89 24 150 LED POWER SUPPLY 24V-DC / 150W

15



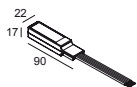
300 90 003 ED1 24V-DC / 4A DIM1 UNIT

9



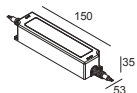
300 90 003 ED5 24V-DC / 4A DIM5 UNIT

9



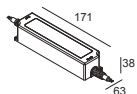
300 90 010 24V-DC / 2 x 4A WIRELESS DIM UNIT

9 per channel



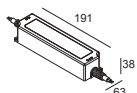
21012 0101 LED POWER SUPPLY 24V-DC / 60W IP67 DIM1

6



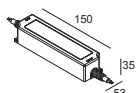
21012 0111 LED POWER SUPPLY 24V-DC / 90W IP67 DIM1

9



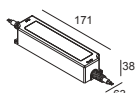
21012 0121 LED POWER SUPPLY 24V-DC / 120W IP67 DIM1

12



21012 0135 LED POWER SUPPLY 24V-DC / 60W IP67 DIM5

6

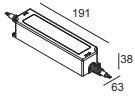


21012 0145 LED POWER SUPPLY 24V-DC / 90W IP67 DIM5

9

STIEVIE 130 N

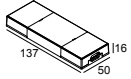
270 73 130 N



21012 0155

LED POWER SUPPLY 24V-DC / 120W IP67 DIM5

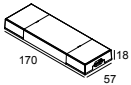
12



21012 0160

LED POWER SUPPLY 24V-DC / 24W

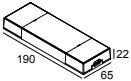
2



21012 0171

LED POWER SUPPLY 24V-DC / 60W DIM1

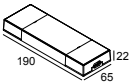
6



21012 0181

LED POWER SUPPLY 24V-DC / 90W DIM1

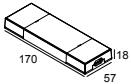
9



21012 0191

LED POWER SUPPLY 24V-DC / 120W DIM1

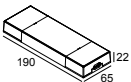
12



21012 0205

LED POWER SUPPLY 24V-DC / 60W DIM5

6



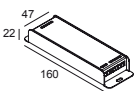
21012 0225

LED POWER SUPPLY 24V-DC / 100W DIM5

10

Control gear, ballast and transformers

#



300 90 24 ED2 LED DIMMODULE 24V / 3CH / 6A DIM2

max. 3 x 14

STIEVIE 130 N

270 73 130 N

Notes: